

Assets under management 32M€
A Share NAV 2 768.98 €

★★★
Morningstar™

Presentation

Mainly invested in Euro Zone Equities, Oddo Quant Euro seeks to outperform the DJ Euro Stoxx Large index (net return) over a minimum investment period of 5 years. The management is active and backed up by an in-house quantitative model. The fund is full-invested and built without any style bias, on bets resulting from the quantitative model.

Net Asset Value evolution since April 29, 2005



Past performance is not a reliable indication of future returns and is not constant over time

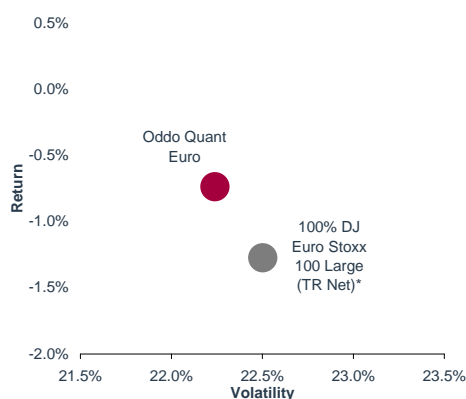
Performances

in %	Year to date		Cumulative			Annualised Since 22/03/02			Performances per year					
	1 month	Year to date	1 year	3 years	5 years	Since 22/03/02	3 years	5 years	Since 22/03/02	2005	2006	2007	2008	2009
Oddo Quant Euro	-2.9	-2.8	21.5	-31.8	11.0	-5.8	-12.0	2.1	-0.7	24.6	20.4	11.0	-44.1	23.4
100% DJ Euro Stoxx 100 Large (TR Net)*	-2.7	-2.7	23.6	-31.7	11.2	-9.9	-11.9	2.1	-1.3	24.8	20.8	9.1	-44.5	25.6

Technical information (2)(3)

	1 year	3 years
Beta	0.97	0.97
Information ratio	-0.69	0.34
Tracking Error	1.38%	2.49%
Correlation	1.00	1.00
Jensen's Alpha	-0.23%	0.36%
Sharpe ratio	1.18	-0.49

Annualised risk/ return ratio since 22/03/02



Managers

E. LEHMANN

(1) The indicators above are calculated gross of fees

The definitions of the financial indicators are explained in the glossary available on the website www.oddoam.fr or directly from Oddo Asset Management

Volatility (3)

in %	Vol. 52 w.	Vol. 3 years
Oddo Quant Euro	18.92	27.71
100% DJ Euro Stoxx 100 Large (TR Net)*	19.49	28.59

Key features and information on fees

Legal status	Mutual Funds	A Share
AMF classification	EMU equities	FR0000992109
Morningstar category	Equity Euroland	Inception date
Recommended investment horizon	5 years & more	20/09/1985
Benchmark index*	100% DJ Euro Stoxx 100 Large (TR Net)	Bloomberg code
Management company	Oddo Asset Management	OINDEUR FP
Custodian	Oddo & Cie	Outcome allocation
Subscriptions/ redemptions	Daily until 11:15 AM at next valuation	Capitalization
NAV frequency	Daily	Minimum investment
Currency	Euro	1/1000 share
Eligibility	PEA	Management fees
		1.00% ATI max of AUM (Mutual Funds excluded)
		Outperformance fees
		nil
		Subscription fees (max)
		4% maximum
		Redemption fees (min)
		nil

Notes

*New investment process since March 22, 2002.

Dec 17th, 2004, switch from DJ Euro Stoxx Large opening prices index to DJ Euro Stoxx Large Net Return closing prices index.

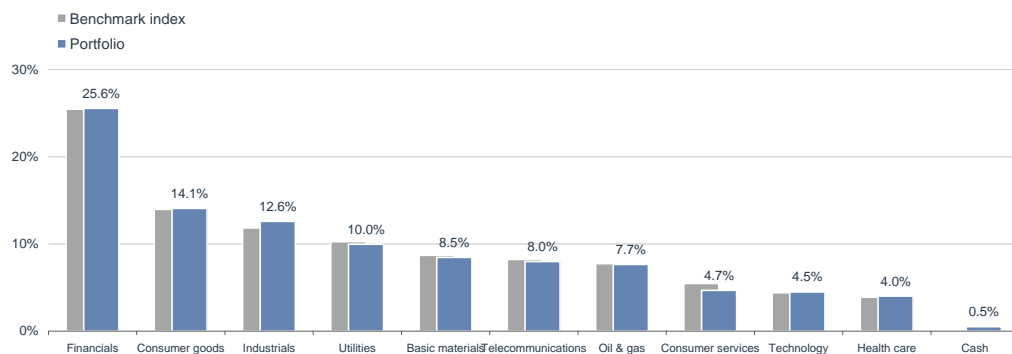
Oddo Quant Euro

Euro Zone Equity Fund, Active Quantitative Management

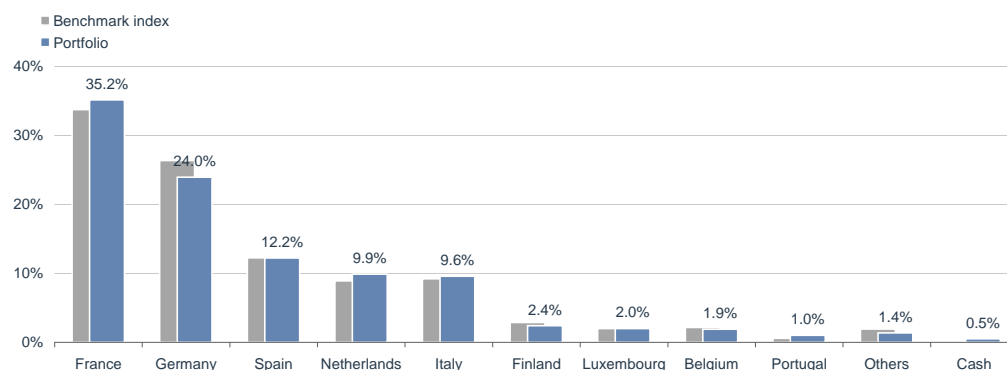
Report as of April 30, 2010

Portfolio analysis

Sector breakdown



Geographic breakdown



* Benchmark index : 100% DJ Euro Stoxx 100 Large (TR Net)

Top 10 lines of portfolio and convictions

Stocks	Weight	Sector	Country
Total Sa	4.2%	Oil & gas	France
Banco Santander Central Hisp	4.2%	Financials	Spain
Telefonica Sa	3.5%	Telecommunications	Spain
Sanofi-Aventis	2.9%	Health care	France
Siemens Ag-Reg	2.9%	Industrials	Germany
Bnp Paribas	2.8%	Financials	France
E.On Ag	2.7%	Utilities	Germany
Banco Bilbao Vizcaya Argenta	2.1%	Financials	Spain
Eni Spa	1.9%	Oil & gas	Italy
Basf Ag	1.9%	Basic materials	Germany

Total of top 10 lines: 29.0%
Total number of lines: 101

Top overweighted holdings

Mtu Aero Engines Holding Ag	0.51%
Seb Sa	0.47%
Asml Holding Nv	0.41%
Software Ag	0.41%
Terna Spa	0.41%

Top underweighted holdings

Man Ag	-0.35%
Henkel Kgaa-Vorzug	-0.36%
Deutsche Telekom Ag-Reg	-0.39%
Fortum Oyj	-0.42%
Volkswagen Ag Pfd	-0.61%

Warning This document has been drawn up by Oddo Asset Management. Its communication to any investor is the responsibility of each promoter, distributor or advisor. It was designed for information purposes alone and does not constitute an offer or a personalised recommendation or a solicitation to subscribe to the product mentioned. However, should investors decide to subscribe, they undertake to consult the fund's prospectus in order to acquaint themselves with the precise nature of any risks incurred and in particular the risk of capital loss and, where relevant, the liquidity risk of underlying assets. The investment must be made in accordance with investors' investment objectives, their investment horizon and their capacity to deal with the risk arising from the transaction.

Any simulations and opinions presented in this document result from analysis carried out by Oddo Asset Management at a particular point in time and are no indication whatsoever of future results. Investors are reminded that past performance is not a reliable indication of future returns and is not constant over time. Legal information concerning this fund, notably the full and simplified prospectuses, is available from Oddo Asset Management or its internet site www.oddoam.fr

Oddo Asset Management

Portfolio management company constituted in the form of a french société anonyme with a capital of €2 102 800.

Company house number: RCS 340 902 857 Paris.

Licensed by the Autorité des Marchés Financiers (French financial markets authority) under number GP 99011

12 boulevard de la Madeleine – 75440 Paris Cedex 09 FRANCE

Phone : +33 (0)1 44 51 85 00 - www.oddoam.fr



ASSET MANAGEMENT